

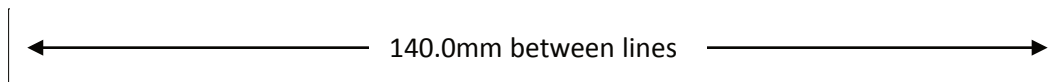


IMPORTANT

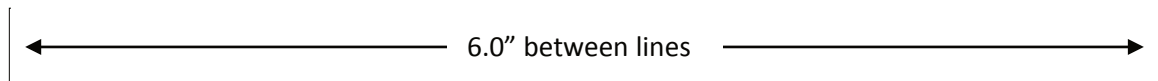
Print these pages at 100% scale (instructions below).

Print this page and measure one of these distances.

Metric: Measure between the two vertical lines and verify to the mm.



USA: Measure between the two vertical lines and verify to a 1/16th of an inch.



If the measurements above are not correct, you may not have printed at 100% scale, and **your projects may not be the correct size**. To fix, check the print scale settings and re-print.

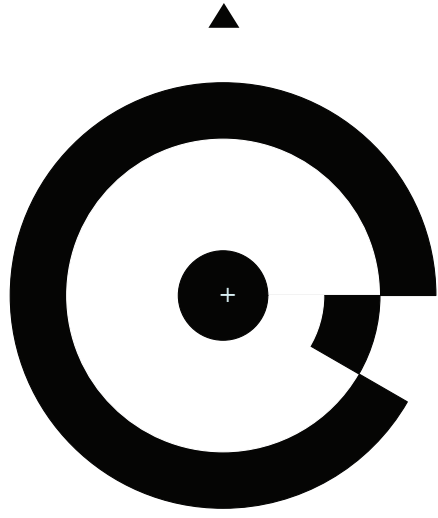
To print at 100% scale:

Microsoft Edge browser: When Printing, expand **More settings** and under **Scale** pick **Actual size**.


Chrome browser: When Printing, expand **More settings** and beside **Scale** pick **Custom** and then below ensure the number is **100**.

Adobe Acrobat: On Print dialog, in Page Sizing area, pick **Actual Size**.


Note — the distance between targets 1 and 5 centers on the A sheet should be 139.2mm or 5.48”.



1



3



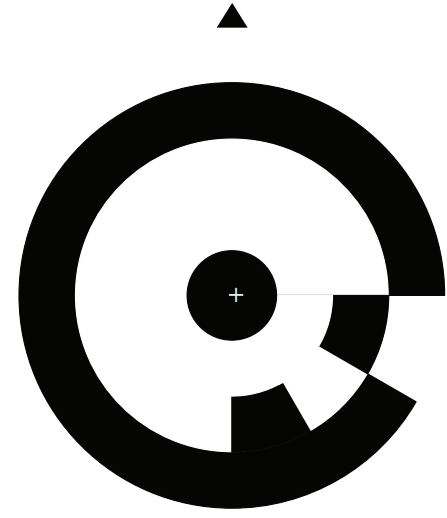
5

A


PRIMARY TARGET |

VEPO™ Marine Flooring


©PhotoModeller Technologies



2




4




6







7




8




9



10



11




12

B

VEPO™ Marine Flooring


©PhotoModeller Technologies



13




14




15

VEPO™ Marine Flooring




16




17

©PhotoModeller Technologies




18




19

D




20




21

VEPO™ Marine Flooring

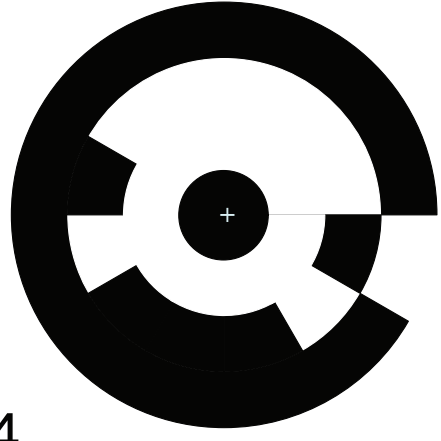


22

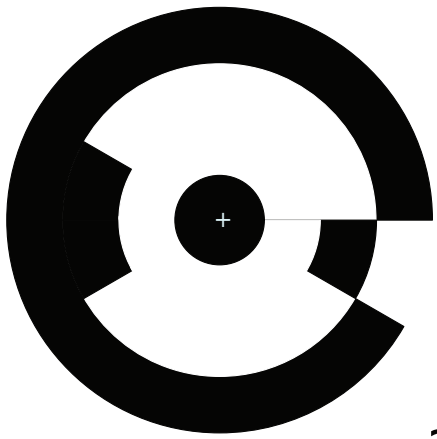


23

©PhotoModeller Technologies





24



25





26



27

VEPO™ Marine Flooring


28




29


©PhotoModeler Technologies

30







31




32




33



34



35




36



VEPO™ Marine Flooring



©PhotoModeller Technologies



37





38



39

VEPO™ Marine Flooring


40




41

©PhotoModeler Technologies


42






43

H




44




45

VEPO™ Marine Flooring




46




47

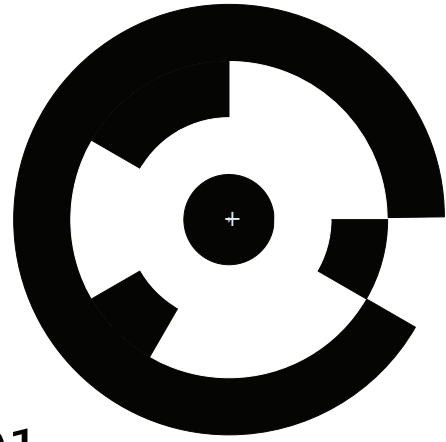
©PhotoModeler Technologies




48




100




101



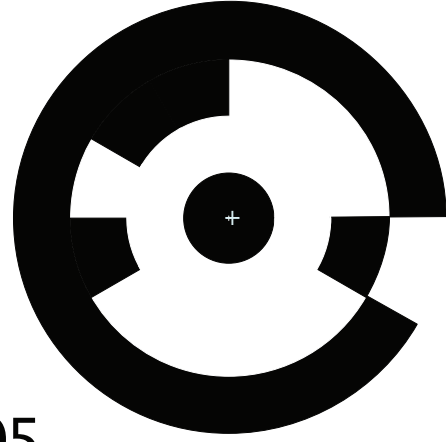
102



103




104



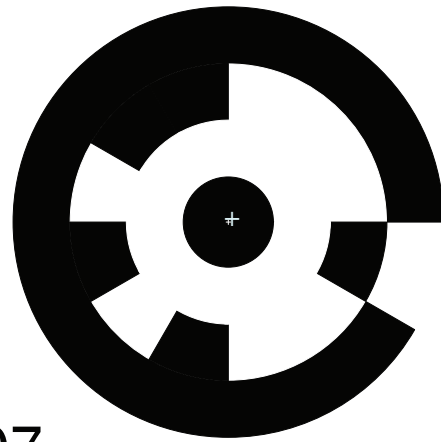
105

VEPO Marine Flooring


©PhotoModeler Technologies




106




107



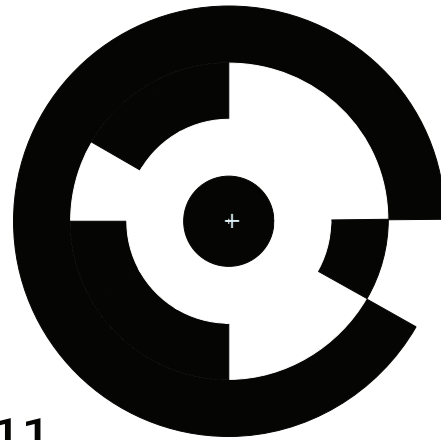
108



109



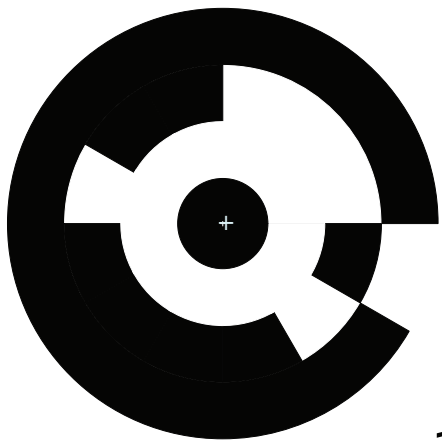
110



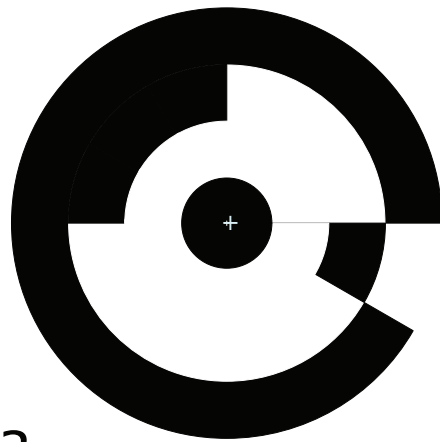
111

VEPO™ Marine Flooring

©PhotoModeler Technologies

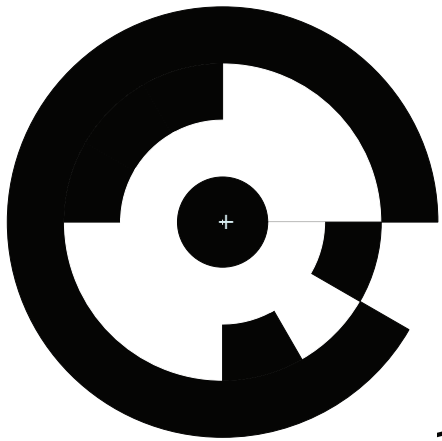


K



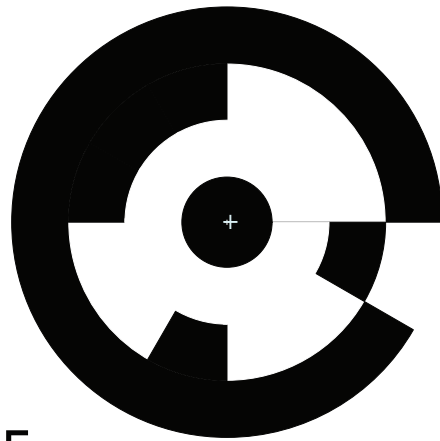
112

113




114

VEPO™ Marine Flooring

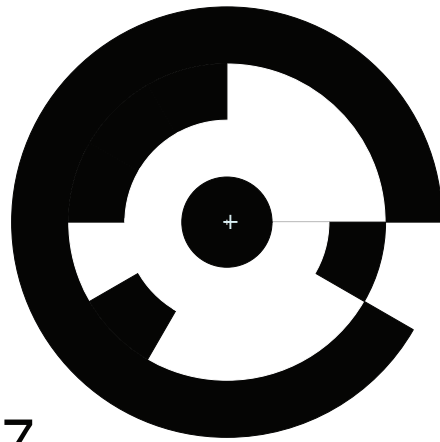


115




116


©PhotoModeler Technologies



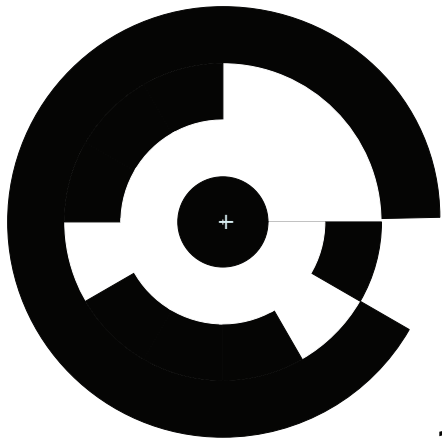
117



118

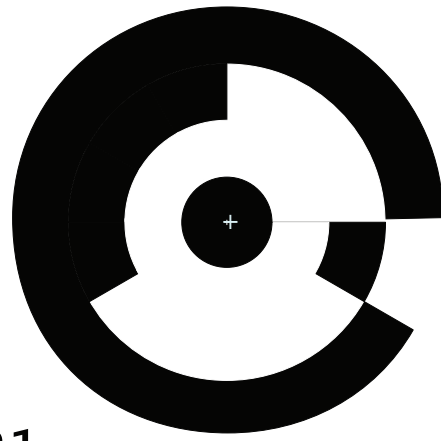


119




120

VEPO™ Marine Flooring

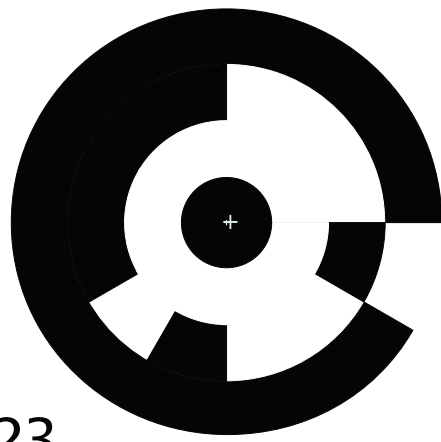


121




122

©PhotoModeller Technologies




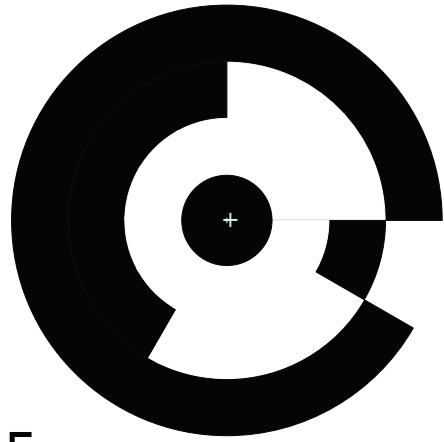
123



124

M


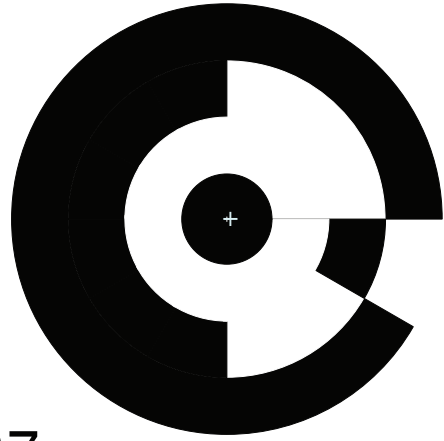
125



126

VEPO™ Marine Flooring

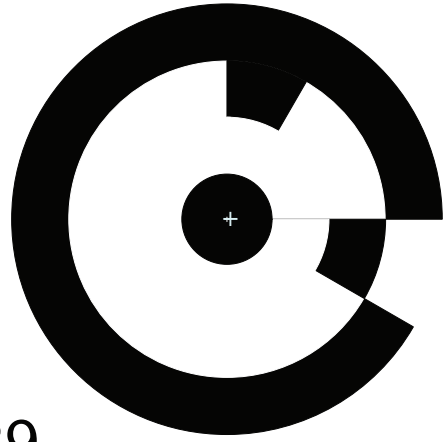
127




128


©PhotoModeler Technologies

129






130




131

N




132




133

VEPO™ Marine Flooring




134



135


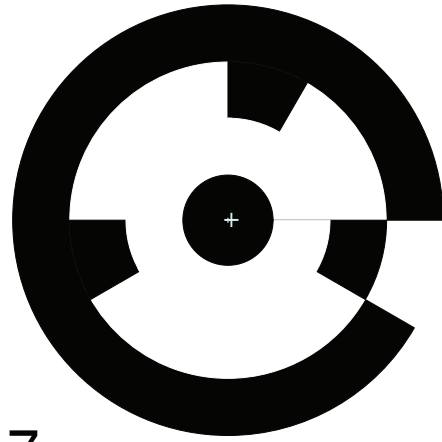
©PhotoMolder Technologies



136





137



138

VEPO™ Marine Flooring

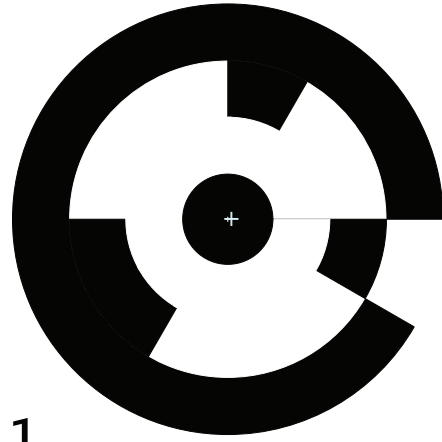
139




140

©PhotoMolder Technologies


141






142

P

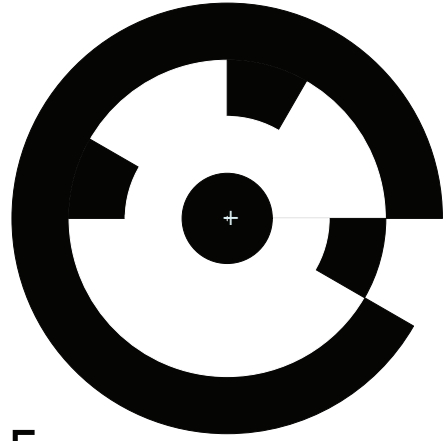


143




144

VEPO™ Marine Flooring




145




146

©PhotoMolder Technologies




147




148

Q




149




150

VEPO™ Marine Flooring

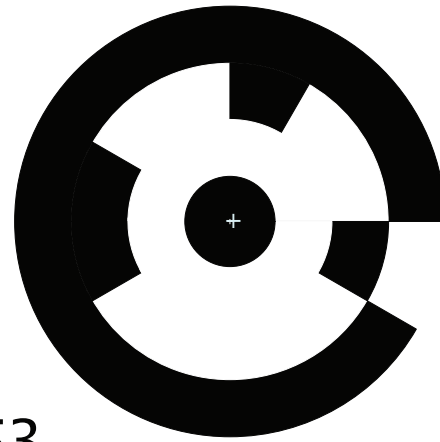


151




152

©PhotoModeller Technologies




153




154

R




155




156

VEPO[™] Marine Flooring



157



158

©PhotoModeler Technologies



159